



DNA LARGE PRO-GUARD 3000 Drilling Template



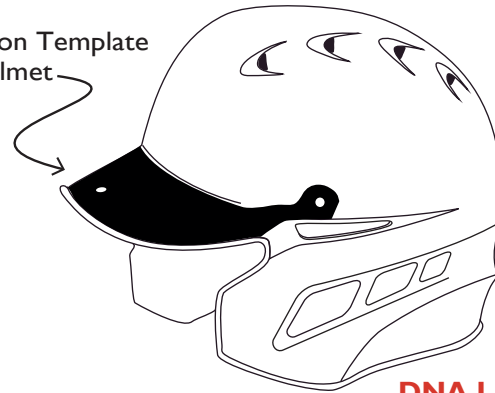
IMPORTANT DETAILS

When printing the template, select "None" on page scaling option to achieve proper size. After printing the template, verify the 8-13/16" dimension between the side drill locations. Caution. Photocopies of the printed template can reduce original size. Please verify dimension.

8 ¹³/₁₆"

- Fits Schutt Helmets**
- 3010 Medium, Large, XLarge
 - 3030 Large, XLarge
 - 3031 Large, XLarge
 - 3050 Large
 - 3050PT Large
- will fit**

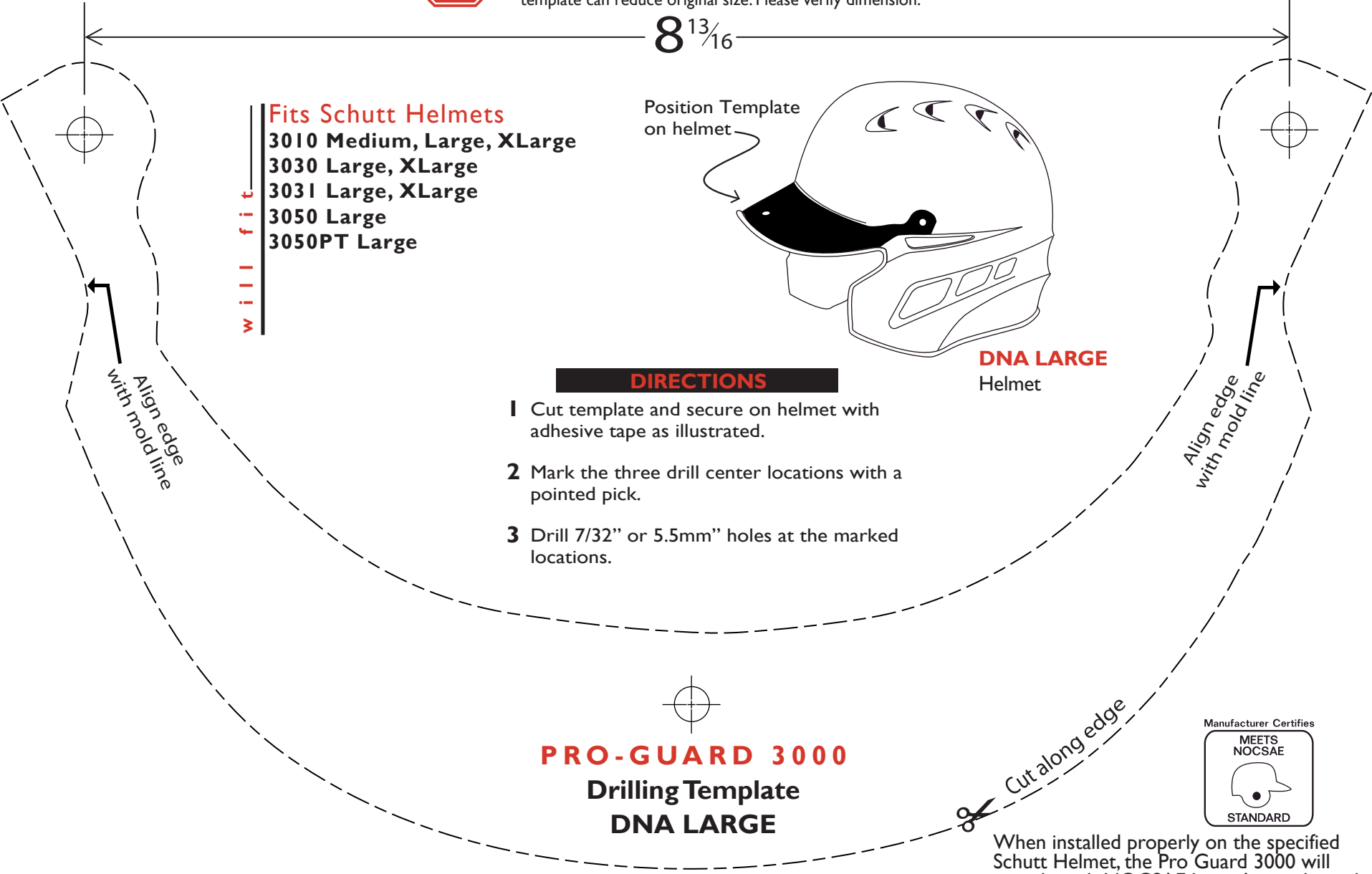
Position Template on helmet



DNA LARGE
Helmet

DIRECTIONS

- 1 Cut template and secure on helmet with adhesive tape as illustrated.
- 2 Mark the three drill center locations with a pointed pick.
- 3 Drill 7/32" or 5.5mm" holes at the marked locations.



PRO-GUARD 3000 Drilling Template DNA LARGE



When installed properly on the specified Schutt Helmet, the Pro Guard 3000 will comply with NOCSAE batter's guard standard. ND072-04m05a 09/09/05 REV.0



DNA SMALL PRO-GUARD 3000 Drilling Template



IMPORTANT DETAILS

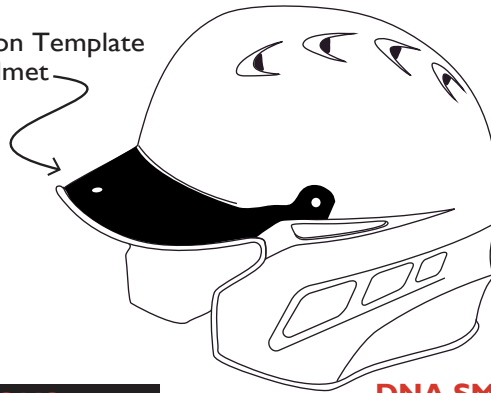
When printing the template, select "None" on page scaling option to achieve proper size. After printing the template, verify the 8-1/2" dimension between the side drill locations. Caution. Photocopies of the printed template can reduce original size. Please verify dimension.

8 1/2"

- Fits Schutt Helmets**
- 3010 XSmall, Small
 - 3030 XSmall, Small, Medium
 - 3031 XSmall, Small, Medium
 - 3050 Small
 - 3050PT Small

will fit

Position Template on helmet



DNA SMALL Helmet

DIRECTIONS

- 1 Cut template and secure on helmet with adhesive tape as illustrated.
- 2 Mark the three drill center locations with a pointed pick.
- 3 Drill 7/32" or 5.5mm" holes at the marked locations.

Align edge with mold line

Align edge with mold line

Cut along edge

PRO-GUARD 3000

Drilling Template

DNA SMALL



When installed properly on the specified Schutt Helmet, the Pro Guard 3000 will comply with NOCSAE batter's guard standard. ND072-04m05a 09/09/05 REV.0



IMPORTANT DETAILS

When printing the template, select "None" on page scaling option to achieve proper size. After printing the template, verify the 8-1/2" dimension between the side drill locations. Caution. Photocopies of the printed template can reduce original size. Please verify dimension.

8 1/2"

Fits Schutt Helmets

- 2793
- 2793 PT
- 2794
- 2794 PT
- 2796
- 2800
- 2800 PT
- 2898
- 2898 PT
- 2795
- 2788

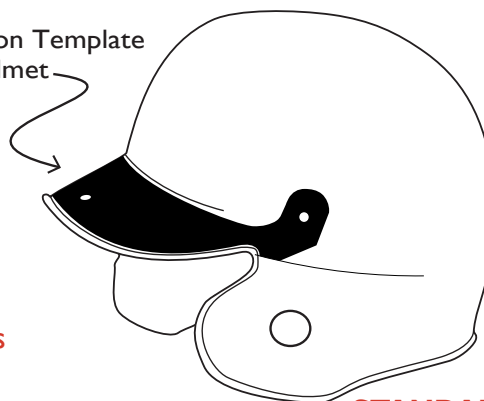
will fit

Will NOT Fit Schutt Helmets

- 2791
- 2792
- 2792 PN
- 2801

will NOT fit

Position Template on helmet



STANDARD HELMET
All Head Sizes

DIRECTIONS

- 1 Cut template and secure on helmet with adhesive tape as illustrated.
- 2 Mark the three drill center locations with a pointed pick.
- 3 **Caution DO NOT drill through padding. Please remove before drilling.** Drill 7/32" or 5.5mm" holes at the marked locations.

PRO-GUARD 3000
Drilling Template
STANDARD HELMET



When installed properly on the specified Schutt Helmet, the Pro Guard 3000 will comply with NOCSAE batter's guard standard. ND072-04m05a 04/10/07 REV. 1

